

# Peplink Balance One

Advanced Dual-WAN Router for Branch Networking.



## Works With



And 250+ USB Modem from Worldwide Carriers

## One Huge Leap Forward for SMB, and Branch Networking.

The Balance One router with dual-WAN load balancing delivers big-business uptime and speed in an affordable package designed just for SMBs, branch offices, and power users. Featuring:



### 600Mbps Throughput. Dual WAN Support.

Drives data at 600Mbps<sup>#</sup> and keeps connections dependable and fast with automatic balancing and failover between links.



### Built-in AP Controller and InControl 2.

Built in AP Controller or InControl 2 cloud management puts you in charge of all connected access points, create and manage custom captive portals.



### Simultaneous Dual-Band with 11ac Wi-Fi. (Balance One Only)

Balance One (BPL-ONE) gives you two independent networks that also work together, so all your devices can connect without clashing. Recommended Concurrent Users Per Radio is 60.



Remote User VPN



QoS: Assign Priority



### Eight GbE LAN Ports.

Connect all your devices at high speeds, without complicated setup, compromises, or external switches to buy and maintain.



### Unparalleled Modem Support.

The Balance One's USB port supports more than 250 4G LTE/3G modems used by a variety of carriers worldwide.

# Setup, Manage, and Monitor Office Wi-Fi from Your Balance One

**1** Provision AP One access points with the Balance One's built-in AP Controller

**2** Web blocking keeps your staff out of unwanted websites and help them stay productive

**3** Get detailed access point usage reports anytime, right from your Balance One



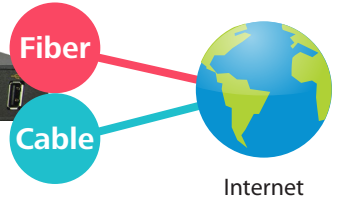
AP One 300M



AP One In-Wall



Balance One Core



Internet

The AP One is available in a variety of configurations. Visit [peplink.com/ap](http://peplink.com/ap) for details.



# Connect Your Home Office with LTE Backup for 100% Uptime

**4** The Balance One has simultaneous dual-band 11n Wi-Fi for your wireless devices

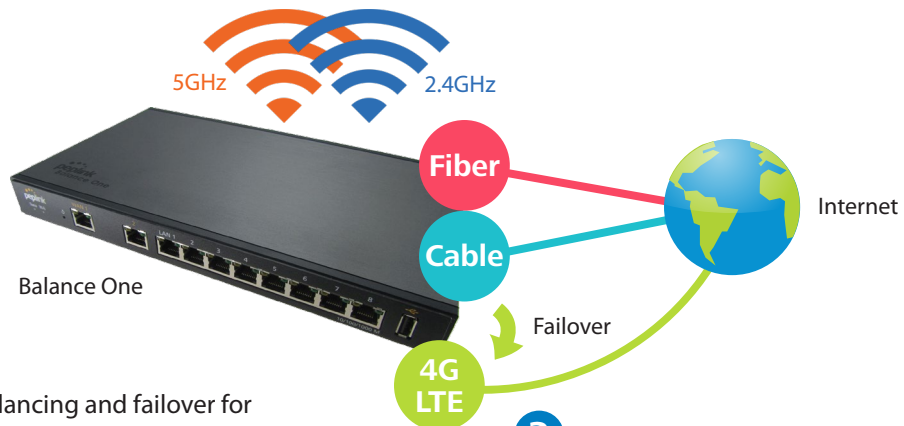


Tablet

Smartphone

Laptop

**1** 600Mbps capacity for your blazing fast fiber Internet



Balance One

Internet

**2** Dual-WAN load balancing and failover for unparalleled uptime


**3** USB LTE connection will take place when Ethernet connections are down

# Specifications

## Balance One / Balance One Core

WAN Interface	2x 10/100/1000M Ethernet Ports# 1x USB Interface
LAN Interface	8x 10/100/1000M Ethernet Ports#
Wi-Fi Interface	Simultaneous Dual-Band 802.11ac/a/b/g/n Access Point*
Wi-Fi AP Operating Frequency	2412 – 2472 and 5180 - 5825 MHz*
Router Throughput	600Mbps/400Mbps#
Recommended Users	1-60
Number of VPN/SpeedFusion Peers	2
PepVPN/SpeedFusion Throughput	30Mbps
Power Input	Device: 12V – 24V DC AC Adapter: AC Input 100V – 240V, DC Output 12V
Power Consumption	15W (max.)
Dimension	1.2 x 10.7 x 6.3 inches 30 x 271 x 160 mm (H x W x D)
Weight	1.3 pound 570 grams
Operating Temperature	14° – 113°F -10° – 45°C
Humidity	15% – 95% (non-condensing)
Certifications	FCC, CE, RoHS
Warranty	1-Year Limited Warranty

Built-in Simultaneous Dual-Band  
802.11a/b/g/n Wi-Fi AP with Embedded Antenna



#If the WAN Activation License (BPL-ONE-LC-5WAN) is activated, router throughput will be changed to 400Mbps, both number of WAN and LAN will become 5.

\*Wi-Fi is available on Balance One (BPL-ONE) only.

## Product Ordering Information

Product Code	802.11ac/a/b/g/n AP	Dual-WAN	PepVPN	SpeedFusion Hot Failover/ SpeedFusion Bandwidth Bonding
BPL-ONE-CORE	○	●	●	Feature Add-On (BPL-ONE-LC-SF)
BPL-ONE	●	●	●	Feature Add-On (BPL-ONE-LC-SF)
<b>Feature Add-On</b>				
Product Code	Applicable to	Description		
BPL-ONE-LC-SF	BPL-ONE/BPL-ONE-CORE	SpeedFusion bonding license		
BPL-ONE-LC-5WAN	BPL-ONE/BPL-ONE-CORE	Define LAN 1-3 to WAN 3-5		

## Features

### WAN

USB 4G/3G Modem Support  
Support for PPPoE, Static IP, DHCP  
Support for Dynamic DNS services  
WAN Link Health Check  
Intelligent Failover  
Bandwidth Allowance Monitor

### LAN

DHCP Server for LAN Clients  
Extended DHCP Options  
DHCP Reservation  
DNS Proxy for LAN Clients  
Per-Port VLAN

### Security

Stateful Firewall  
DoS Prevention

### AP Controller

AP Controller Support  
Wi-Fi Usage Statistics

### Complete VPN Solution

PepVPN/SpeedFusion ^  
Site-to-Site VPN  
Bandwidth Aggregation ^  
Hot Failover ^  
256-bit AES Encryption  
Pre-shared Key Authentication  
Dynamic Routing  
L2TP with IPsec VPN Server  
PPTP VPN Server  
RADIUS, LDAP Authentication  
IPsec VPN (Network-to-Network)

### Load Balancing

Intelligent Failover  
Session Persistence  
Per-Service Load Distribution  
Multiple Algorithms

### Networking

NAT and IP Forwarding  
Static Routes  
Port Forwarding  
Many to One, One to One NAT  
NAT Pool  
SIP ALG, H.323 ALG  
UPnP, NAT-PMP  
WINS Server

### Advanced QoS

User Groups  
Bandwidth Reservation  
Individual Bandwidth Limit  
Application Prioritization  
By User Groups  
SIP, HTTPS, VPN QoS  
Custom Application QoS  
Web Blocking Blacklist

### Captive Portal Support

Support for Wired and Wireless LAN Clients  
Support RADIUS Authentication  
Time and Usage Quotas on Open Access Mode  
Built-in Customizable Splash Page

### Device Management

Web Administrative Interface  
Command Line Interface  
InControl Cloud Management  
Email Notification  
Active Client & Session Lists  
Bandwidth Usage Statistics  
Syslog Service  
SNMP v1, v2c and v3

### Package Content

Balance One/Balance One Core  
12V Power Supply

^ SpeedFusion is available as an optional add-on



www.peplink.com

©Peplink. All rights reserved.